




ATTENTION
OBSERVE PRECAUTIONS
FOR HANDLING
ELECTROSTATIC
DISCHARGE
SENSITIVE
DEVICES



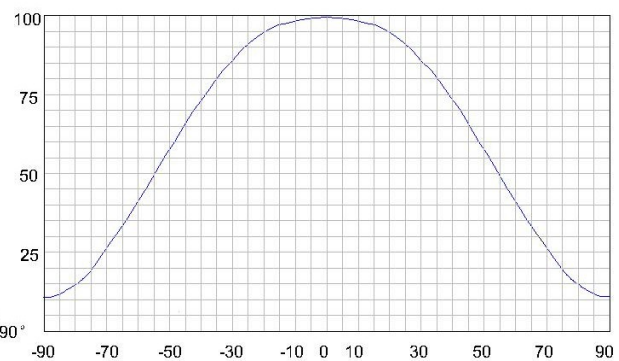
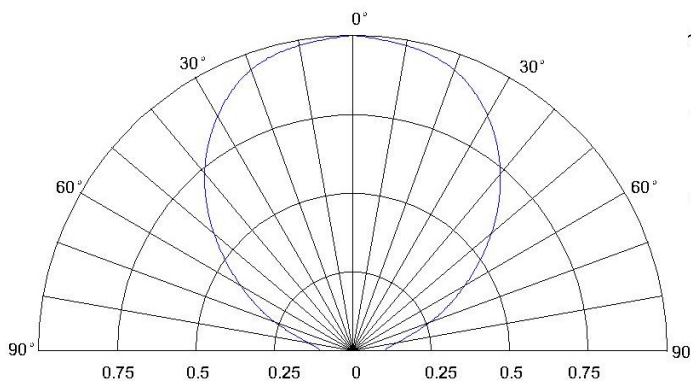
Features

- Long operating life
- Highest flux
- Wide range of colours:2500K-25000K
- More energy efficient than incandescent and most halogen lamps
- Low voltage DC operated
- Instant light (less than 100ns)
- Fully dimmable
- No UV
- Superior ESD protection
- RoHS compliant

Applications

- Fiber optic alternative/Decorative/entertainment
- Mini-accet/Up lighters/Down lighters/ Orientation
- Indoor/Outdoor commercial and Residential Architectural
- Cove/Under shelf/Task
- Bollards/Security/Garden
- Portable(flashlight,bicycle)
- Edge-lit signs(Exit,point of sale)
- Automotive Exit (Stop-Tail-Tum,CHMSL,Mirror Side Repeat)
- Traffic signaling/Beacons/RailCrossing and Wayside

Radiation Pattern



Typical Optical/ Electrical Characteristics @T_a=25°C

Item	Symbol	Condition	Min.	Typ.	Max.	Unit
Forward Voltage	V _F	I _F =1.75A	24	26	28	V
Reverse Current	I _R	V _R =10V	--	--	80	uA
50% Power Angle	2θ _{1/2}	I _F =1.75A	110	--	140	deg
Luminous Flux	φ _V	I _F =1.75A	2370			lm
Recommend Forward Current	I _F	--	--	1.75	--	A
Chromaticity	T _C	I _F =1.75A	6020		7040	k

The sample delivers goods data

Item	Symbol	Condition	Min.	Avg.	Max.	Unit
Luminous Flux	φ _V	I _F =1.75A				lm
50% Power Angle	2θ _{1/2}					deg
Forward Voltage	V _F					v
Chromaticity	T _C					k
White Color Region			--			
ChromaticityCoordinates			X=--		Y=--	

Notes:

- 1.Tolerance of measurement of forward voltage±0.1V.
- 2.Tolerance of measurement of peak Wavelength±2.0nm.
- 3.Tolerance of measurement of luminous flux±15%.

Absolute Maximum Rating

Item	Symbol	Absolute Maximum Rating	Unit
Forward Current	I _F	1.75	A
Peak Forward Current*	I _{FP}	2.0	A
Reverse Voltage	V _R	10	V
Power Dissipation	P _D	50	W
Electrostatic discharge	E _{SD}	±4500	V
Operation Temperature	T _{OPR}	-30~+80	°C
Storage Temperature	T _{STG}	-40~+100	°C
Lead Soldering Temperature*	T _{SOL}	Max. 260°C for 3sec Max.	

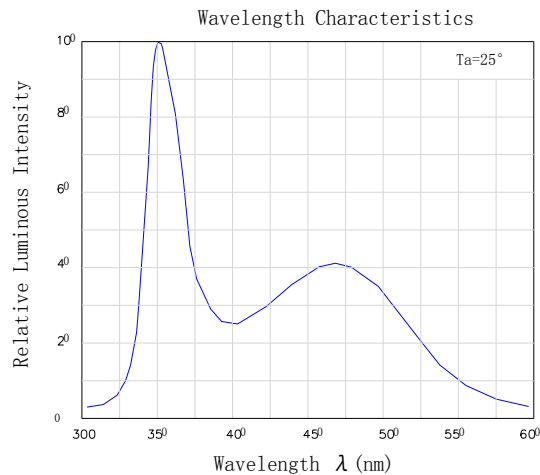
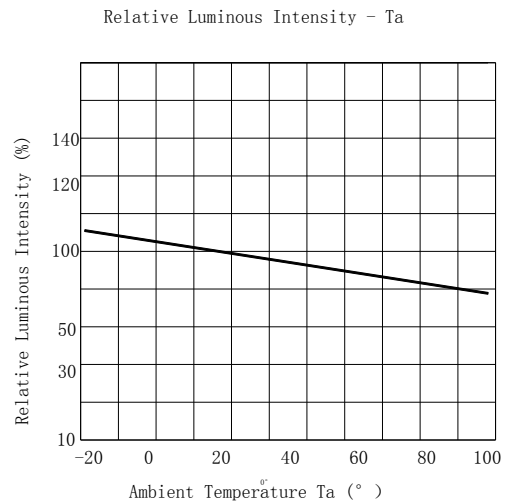
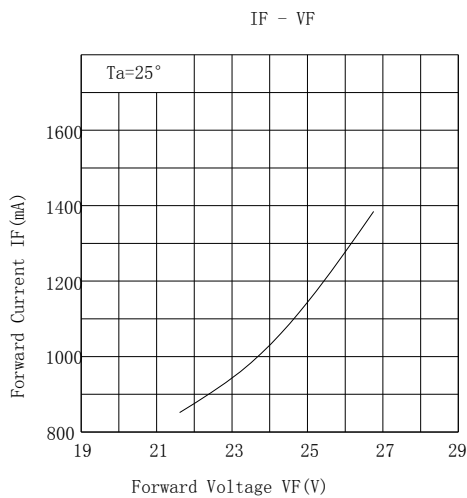
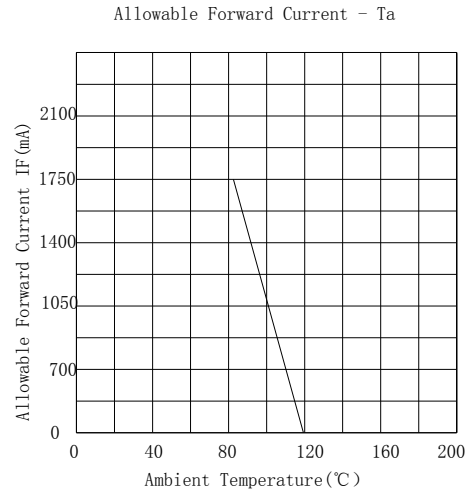
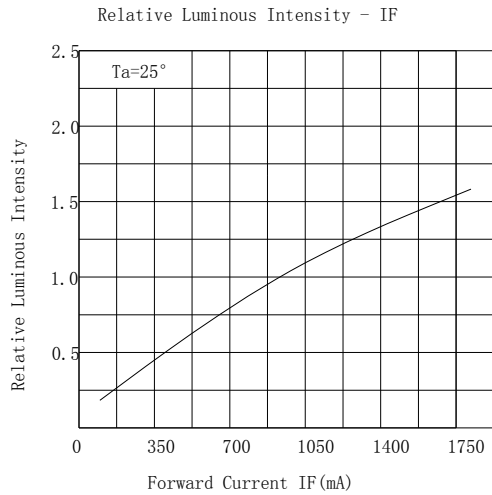
*IFP Conditions: Pulse Width≤10msec duty≤1/10

* All high power emitter LED products mounted on aluminum metal-core printed circuit board, can be lighted directly, but we do not recommend lighting the high power products for more than 5 seconds without a appropriate heat dissipation equipment.

*Please don't add or change wires,while LEDS is running

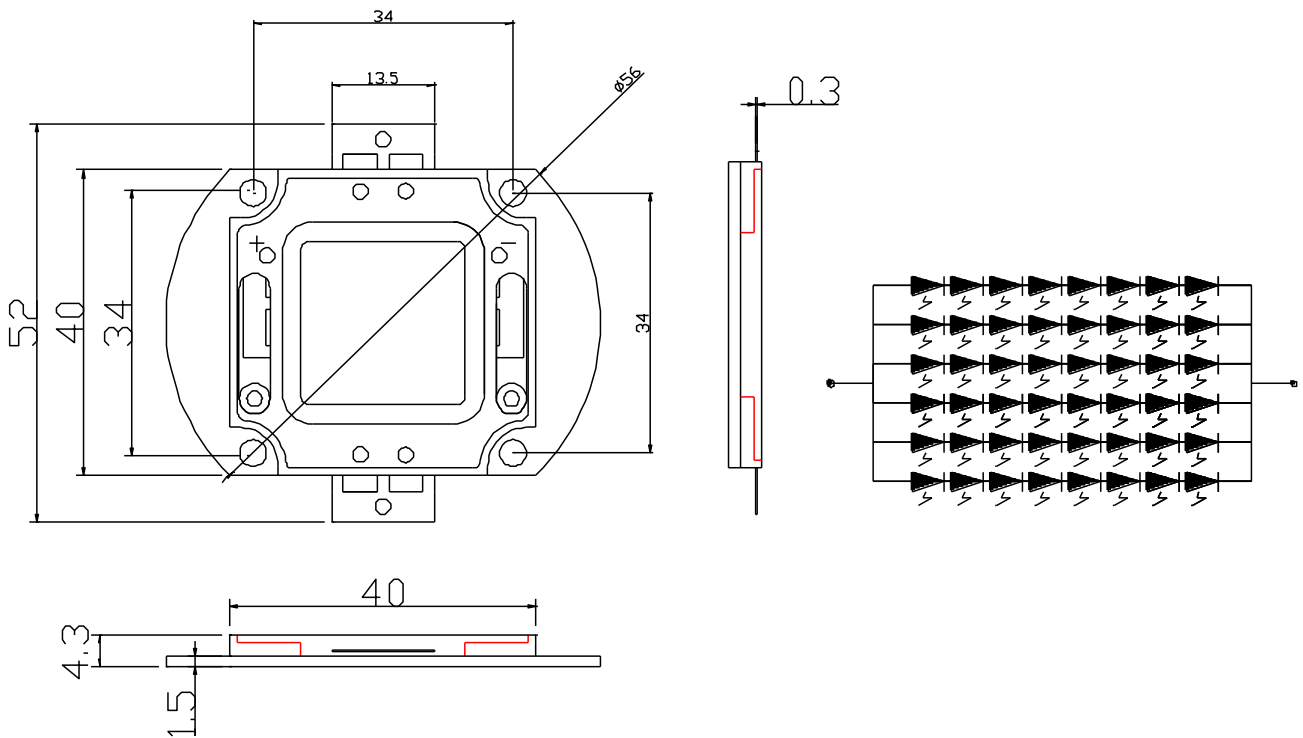
* The LED of this a series can lead the heat reflux of 250 Celsius degrees Han but be free from damage.

Typical Optical/Electrical Characteristics Curves ($T_a=25^\circ\text{C}$ Unless Otherwise Noted)



Under Development	●
Mass production	

Package Dimensions



Notes:

1. All dimension units are millimeters.
2. All dimension tolerance is $\pm 0.2\text{mm}$ unless otherwise noted.