

High Power Solid-State LED Light Source

CORAL XIII (C513)

Introduction

For a brighter solid-state light source, Lustrous Technology is proud to release the new **CORAL XIII (C513)**. Ideal for your high lumen output design, **CORAL XIII** has the ability to generate extremely high lumen output from 1,100 to 2,000 lm on one single LED product. The **CORAL XIII** is energy efficient, and provides high efficiency while performing its high lumen for all types of Commercial and Architectural applications. A 13.5-watt driver is all you need to start the high lumen engine for your next bright design.

Note: To optimize the performance and lifetime, please maintain a constant current of less than the indicated T_b at 50°C.

CORAL C513

CORAL XIII (C513) Part Number Matrix

Table.1

Color	P/N
Warm White	C513CLFQBA
Neutral White	C513MWFQBA
Cool White	C513NWFQCA

CORAL XIII (C513) Part Number Matrix

Chip Material	GaN Base
---------------	----------

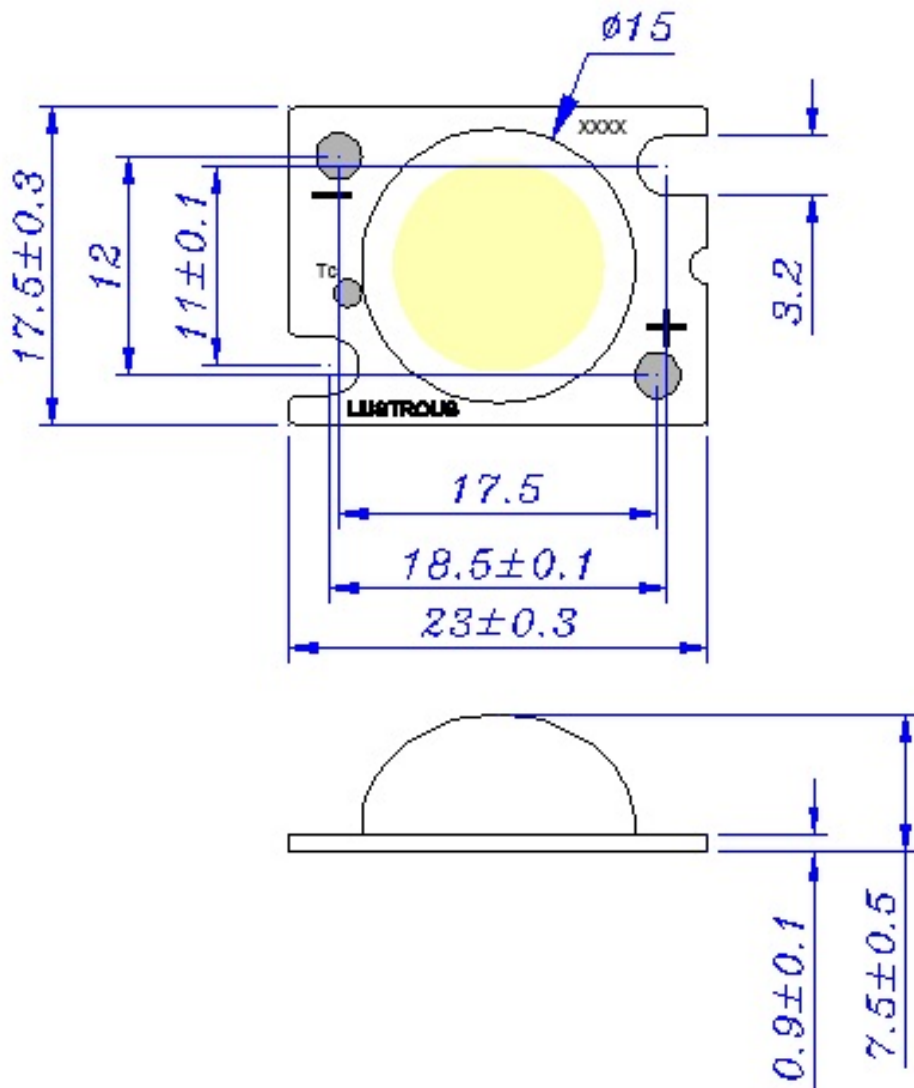
CORAL XIII (C513) Part Number Matrix

72 Chips Array

CORAL C513

Mechanical Dimensions

CORAL XIII (C513)



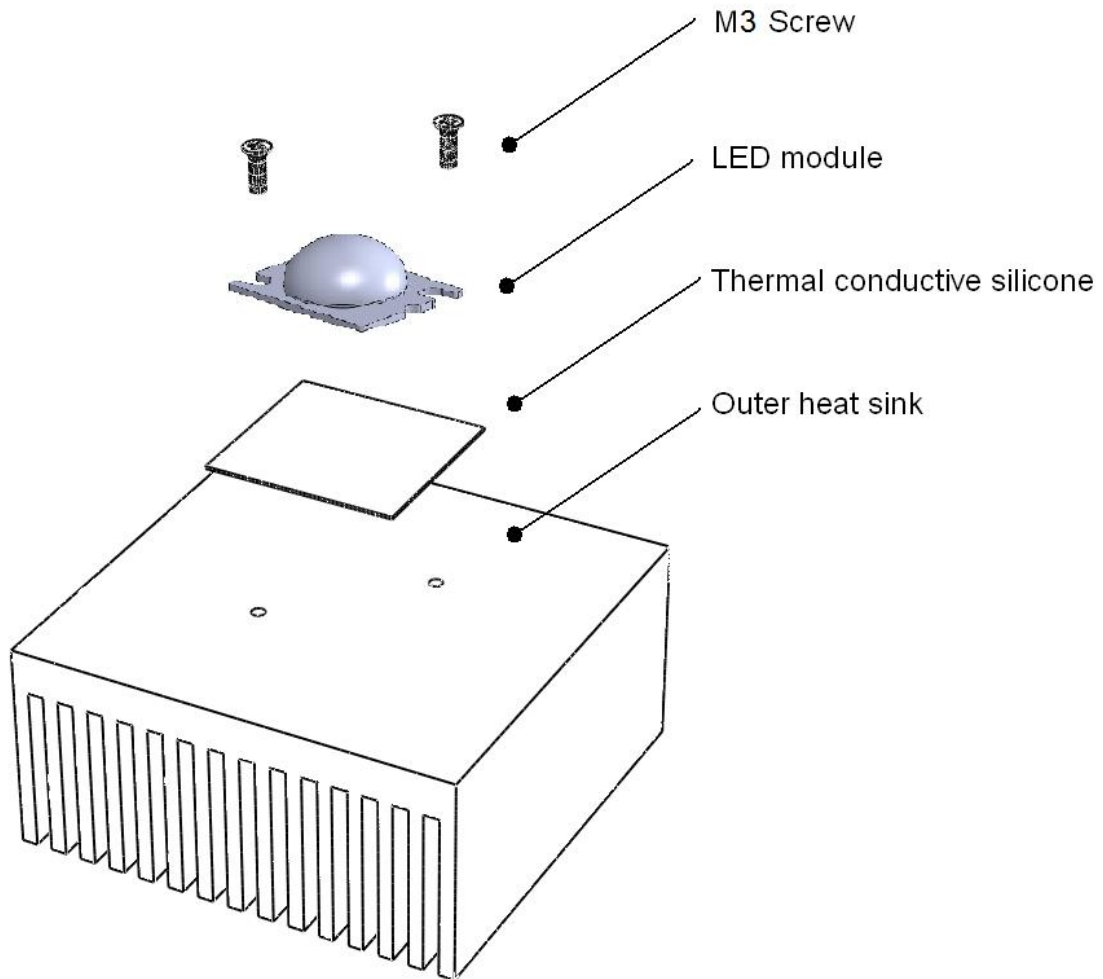
Note: These drawings are not for scale. All dimensions are in millimeters.

CORAL C513

LUSTROUS[®]

GREEN TECHNOLOGY OF LIGHTING

Recommended installation screw pitch



Warning:

Do not touch the lighting surface area during installation.

CORAL C513

LUSTROUS®

GREEN TECHNOLOGY OF LIGHTING

Flux Characteristics At Junction Temperature $T_j = 25^\circ\text{C}$

Table.2

Color	Luminous flux (lm) at 720mA	
	Minimum	Typical
Warm White (3000K) C513CLFQBA	980	1200
Neutral White (4000K) C513MWFQBA	1100	1370
Cool White (5000K) C513NWFQCA	1300	1550

Note1 : Luminous flux is measured in total power with tolerance rate of $\pm 10\%$. Minimum luminous flux performance is guaranteed from the above data.

Note2 : Luminous binning information can be found in Table.7.

Optical Characteristics

Table.3

At 720mA, $T_j = 25^\circ\text{C}$

Color	λ_d (nm) or CCT (K)			Viewing Angle (degrees)	CRI
	Min	Typ	Max		
Warm White	2500K	3000K	3250K	~130	85
Neutral White	3250K	4000K	4750K		80
Cool White	4750K	5000K	10000K		70

Note1 : CRI value is measured with tolerance rate of $\pm 10\%$.

CORAL C513

Electrical Characteristics

Table.4

Part Number	Forward Voltage (V) for 720mA forward current		
	Min	Typ	Max
	C513XXFQXX	18	19.2

Note1: Lustrous Technology allows a tolerance of each LED for voltage measurements.

Note2: Measurements are taken under each nominal forward current.

Absolute Maximum Ratings

Table.5

Parameters	For 720mA forward current
	C513XXFQXX
Advised DC Forward Current (mA)	720
Max. DC Forward Current (mA)	1100
LED Junction Temperature (°C)	<115
ESD Sensitivity	+/- 4kV (HBM)
Thermal Resistance (°C/W)	~2
Operating Temperature (°C)	-20 ~ +80
Storage Temperature (°C)	-20 ~ +50

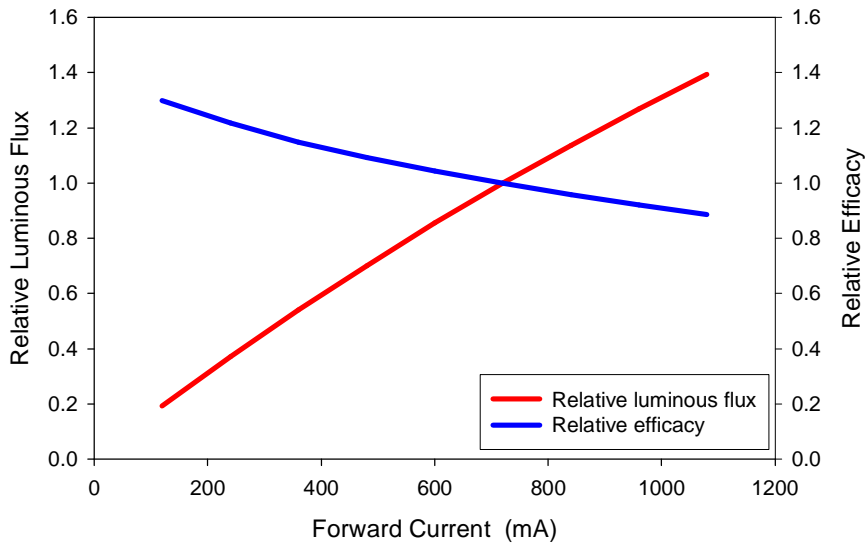
Note1: Proper current operating must be observed to maintain junction temperature below the maximum.

CORAL C513

LUSTROUS[®]
GREEN TECHNOLOGY OF LIGHTING

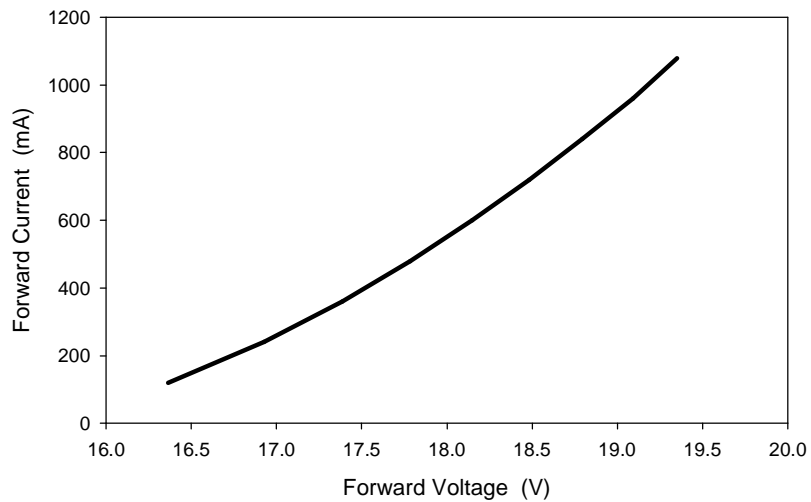
Relative Intensity vs. Current (T_j = 25°C)

C513XXFQXX



Forward Voltage vs. Current (T_j = 25°C)

C513XXFQXX

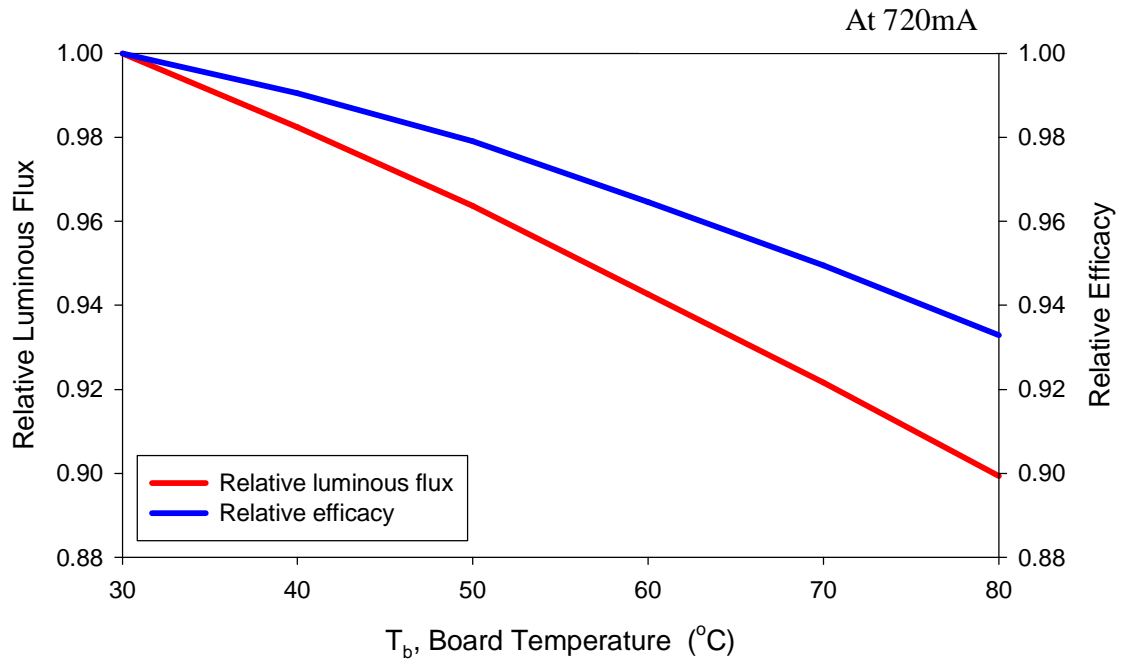


CORAL C513

LUSTROUS[®]

GREEN TECHNOLOGY OF LIGHTING

Photometric Output vs. Board Temperature



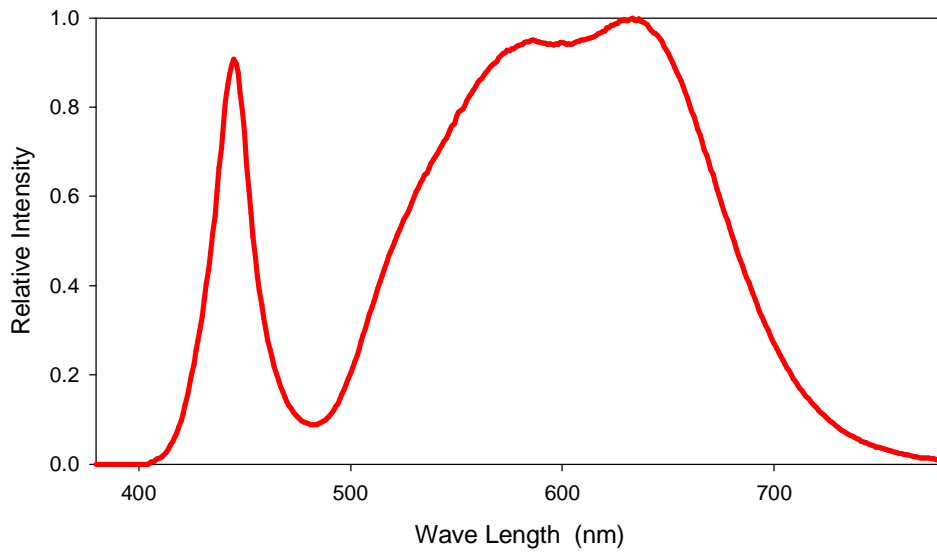
CORAL C513

LUSTROUS[®]

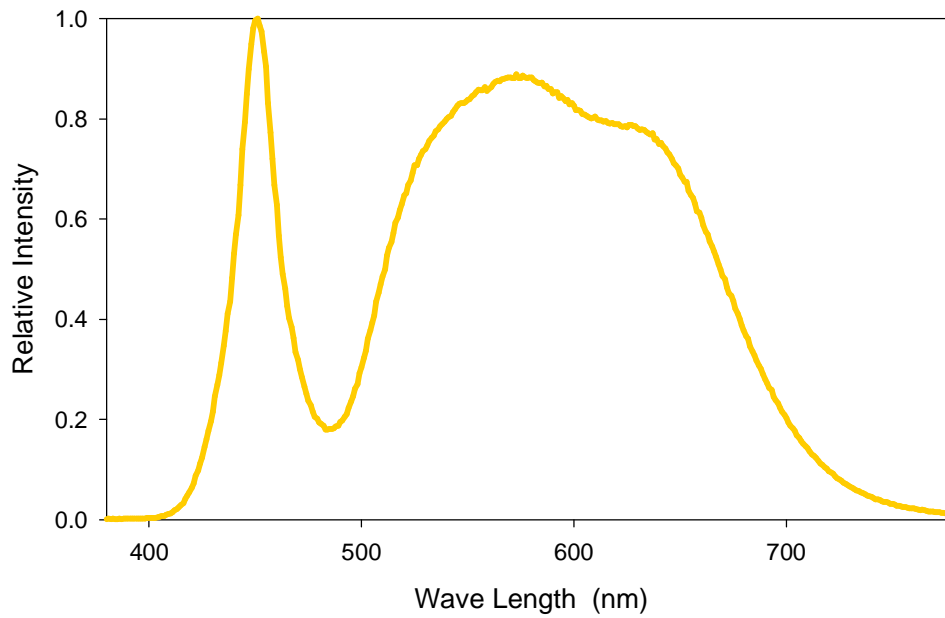
GREEN TECHNOLOGY OF LIGHTING

Relative Spectral Power

Warm White (3000K)



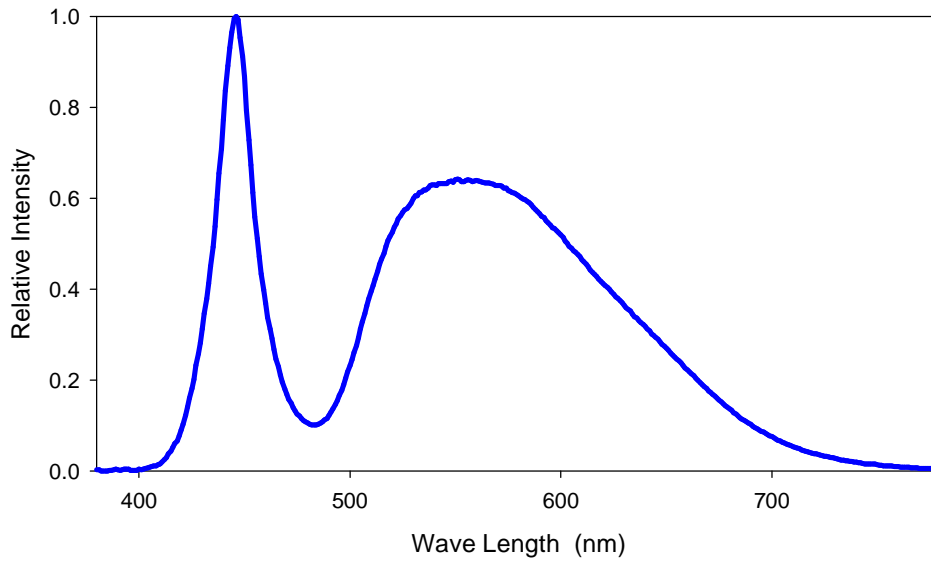
Neutral White (4000K)



CORAL C513

LUSTROUS[®]
GREEN TECHNOLOGY OF LIGHTING

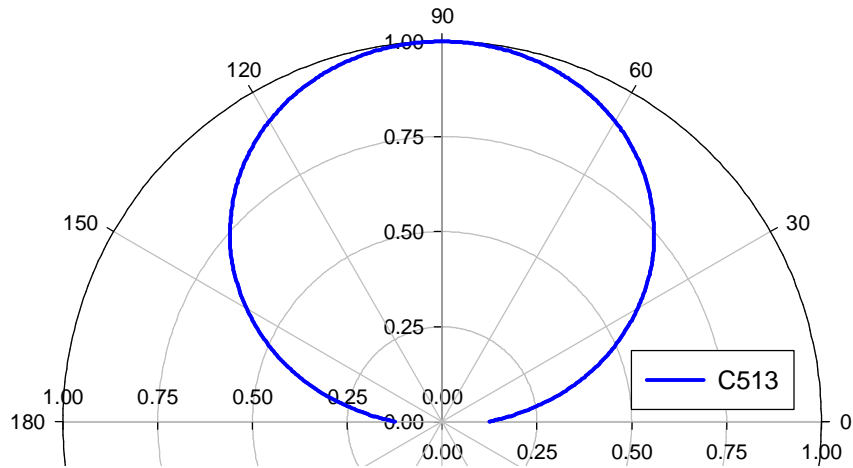
Cool White (5000K)



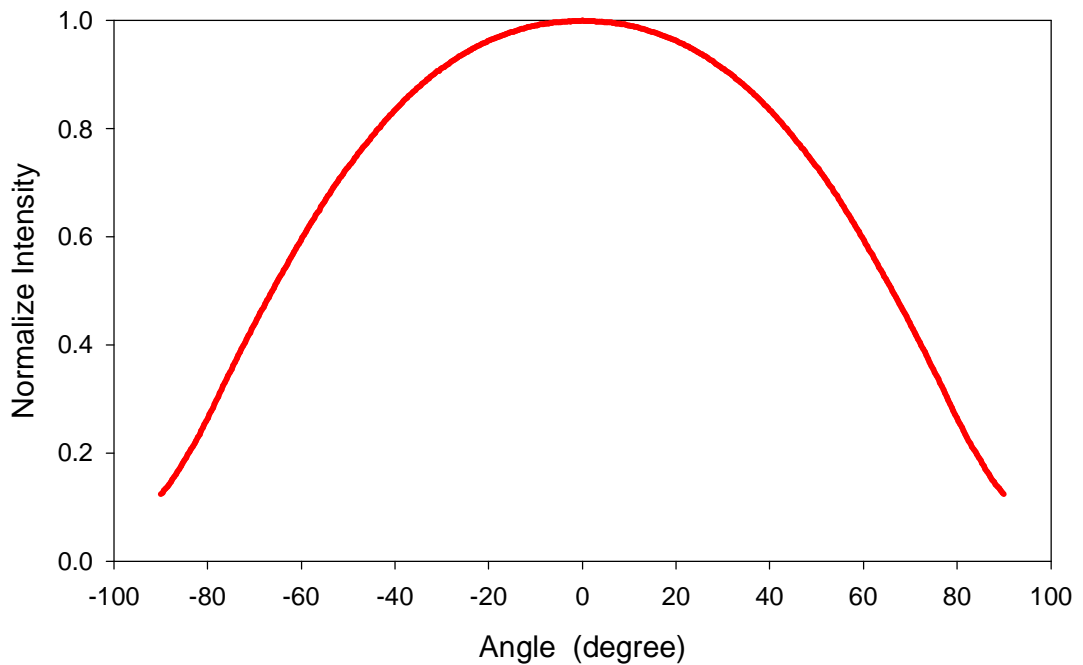
CORAL C513

LUSTROUS[®]
GREEN TECHNOLOGY OF LIGHTING

Typical Angular Beam Profile, T_j=25°C *



View Angle: 130 degree



* Note1 : Photometrics data is ready on request

CORAL C513

Product Binning

In the manufacturing process, there is a natural variation of specifications between LEDs. In order to minimize variation in the end product of application, Lustrous Technology uses the current ANSI code binning procedures to measure its products for performance in luminous flux and chromaticity.

The tables below list the standard photometric bins for Lustrous LED products (tested and binned at the indicated test current). **Product availability in a particular bin varies by product and production run. Please contact your Lustrous sales representative for further information regarding product availability.**

Binning Condition

Table.6

Color	Forward Current (mA)
C513XXFQXX	720

LUSTROUS[®]

GREEN TECHNOLOGY OF LIGHTING

Luminous Flux Binning Information *

Table.7

BIN Code	Lv (lm)	
	min.	max.
A	5	20
B	20	40
C	40	60
D	60	80
E	80	110
F	110	140
G	140	170
H	170	200
I	200	240
J	240	280
K	280	320
L	320	360
M	360	400
N	400	450

BIN Code	Lv (lm)	
	min.	max.
O	450	500
P	500	580
Q	580	660
R	660	740
S	740	860
T	860	980
U	980	1100
V	1100	1300
W	1300	1600
X	1600	2000
Y	2000	2500
Z	2500	3000
A1	3000	3600
A2	3600	4200

*Note : Luminous flux is measured in total power with tolerance rate of $\pm 10\%$.

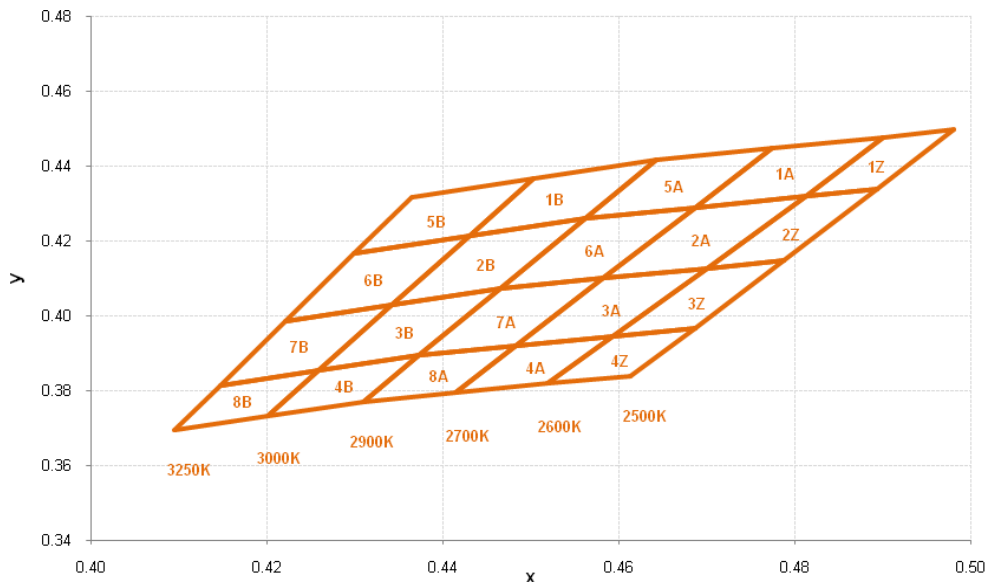
CORAL C513

LUSTROUS®

GREEN TECHNOLOGY OF LIGHTING

Chromaticity Binning Information **

Warm White



**Note : Chromaticity is measured in Chromaticity Coordinate (CIE 1931-xy) with tolerance rate of ± 0.005 .

CORAL C513

LUSTROUS[®]

GREEN TECHNOLOGY OF LIGHTING

Table.8

Warm-White Bin Coordinates												
CCT (K)			BIN CODE	Chromaticity Coordinate (CIE 1931-xy)								
Min	Typ.	Max		x1	y1	x2	y2	x3	y3	x4	y4	
2500	2550	2600	Z	1Z	0.4900	0.4477	0.4980	0.4496	0.4893	0.4338	0.4813	0.4319
				2Z	0.4813	0.4319	0.4893	0.4338	0.4787	0.4146	0.4700	0.4126
				3Z	0.4700	0.4126	0.4787	0.4146	0.4687	0.3965	0.4593	0.3944
				4Z	0.4593	0.3944	0.4687	0.3965	0.4613	0.3839	0.4519	0.3818
2600	2700	2900	A	1A	0.4687	0.4289	0.4774	0.4447	0.4900	0.4477	0.4813	0.4319
				2A	0.4582	0.4099	0.4687	0.4289	0.4813	0.4319	0.4700	0.4126
				3A	0.4483	0.3919	0.4582	0.4099	0.4700	0.4126	0.4593	0.3944
				4A	0.4414	0.3794	0.4483	0.3919	0.4593	0.3944	0.4519	0.3818
				5A	0.4562	0.4260	0.4642	0.4416	0.4774	0.4447	0.4687	0.4289
				6A	0.4465	0.4071	0.4562	0.4260	0.4687	0.4289	0.4582	0.4099
				7A	0.4373	0.3893	0.4465	0.4071	0.4582	0.4099	0.4483	0.3919
				8A	0.4309	0.3769	0.4373	0.3893	0.4483	0.3919	0.4414	0.3794
2900	3000	3250	B	1B	0.4430	0.4212	0.4503	0.4366	0.4642	0.4416	0.4562	0.4260
				2B	0.4342	0.4028	0.4430	0.4212	0.4562	0.4260	0.4465	0.4071
				3B	0.4259	0.3853	0.4342	0.4028	0.4465	0.4071	0.4373	0.3893
				4B	0.4201	0.3731	0.4259	0.3853	0.4373	0.3893	0.4309	0.3769
				5B	0.4299	0.4165	0.4364	0.4316	0.4503	0.4366	0.4430	0.4212
				6B	0.4221	0.3984	0.4299	0.4165	0.4430	0.4212	0.4342	0.4028
				7B	0.4147	0.3814	0.4221	0.3984	0.4342	0.4028	0.4259	0.3853
				8B	0.4095	0.3694	0.4147	0.3814	0.4259	0.3853	0.4201	0.3731

CORAL C513

LUSTROUS[®]
GREEN TECHNOLOGY OF LIGHTING

Neutral White

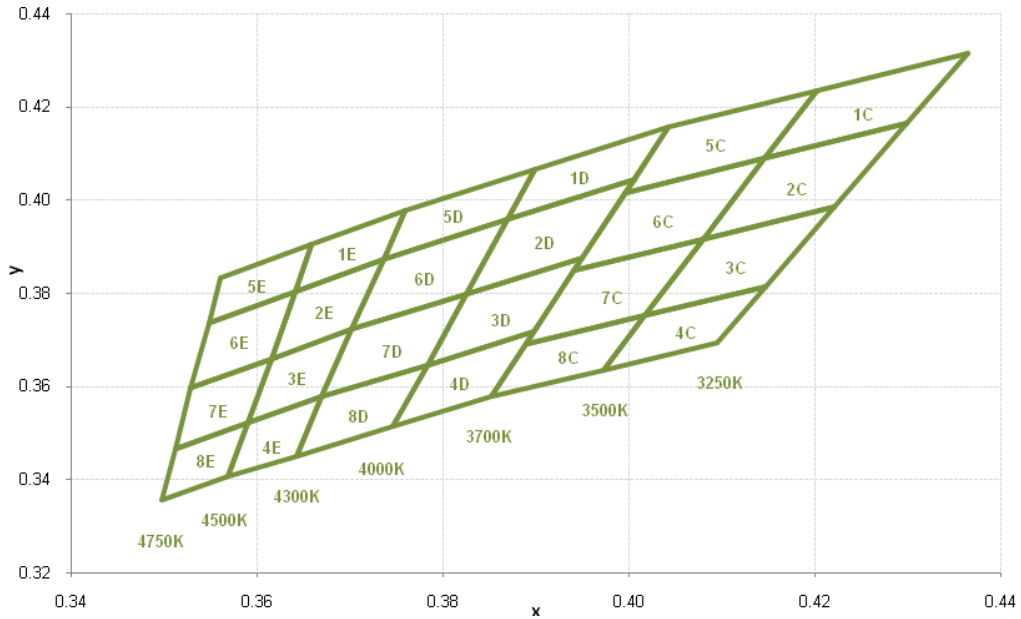


Table.9

Natural White Bin Table												
CCT (K)			BIN CODE	Chromaticity Coordinate (CIE 1931-xy)								
Min	Typ.	Max		x1	y1	x2	y2	x3	y3	x4	y4	
3250	3500	3700	C	1C	0.4146	0.4089	0.4202	0.4235	0.4364	0.4316	0.4299	0.4165
				2C	0.4080	0.3916	0.4146	0.4089	0.4299	0.4165	0.4221	0.3984
				3C	0.4017	0.3751	0.4080	0.3916	0.4221	0.3984	0.4147	0.3814
				4C	0.3973	0.3635	0.4017	0.3751	0.4147	0.3814	0.4095	0.3694
				5C	0.3996	0.4015	0.4043	0.4157	0.4202	0.4235	0.4146	0.4089
				6C	0.3941	0.3848	0.3996	0.4015	0.4146	0.4089	0.4080	0.3916
				7C	0.3889	0.3690	0.3941	0.3848	0.4080	0.3916	0.4017	0.3751
				8C	0.3852	0.3578	0.3889	0.3690	0.4017	0.3751	0.3973	0.3635

CORAL C513

[®]
LUSTROUS

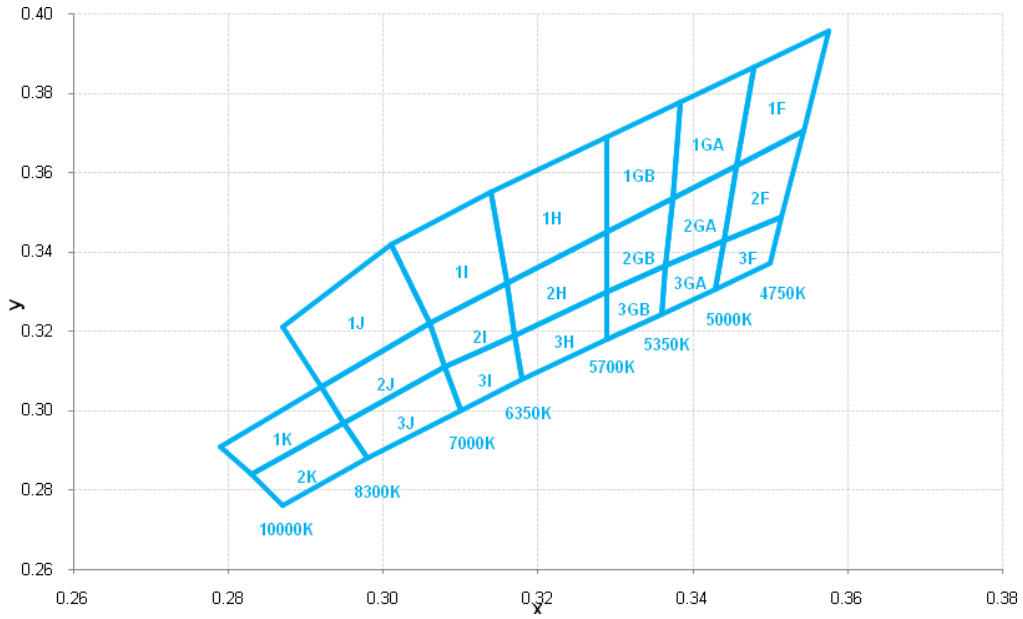
GREEN TECHNOLOGY OF LIGHTING

3700	4000	4300	D	1D	0.3869	0.3958	0.3899	0.4066	0.4043	0.4157	0.4006	0.4044
				2D	0.3825	0.3798	0.3869	0.3958	0.4006	0.4044	0.3950	0.3875
				3D	0.3783	0.3646	0.3825	0.3798	0.3950	0.3875	0.3898	0.3716
				4D	0.3746	0.3513	0.3783	0.3646	0.3898	0.3716	0.3852	0.3578
				5D	0.3736	0.3874	0.3759	0.3978	0.3899	0.4066	0.3869	0.3958
				6D	0.3702	0.3722	0.3736	0.3874	0.3869	0.3958	0.3825	0.3798
				7D	0.3670	0.3578	0.3702	0.3722	0.3825	0.3798	0.3783	0.3646
				8D	0.3642	0.3450	0.3670	0.3578	0.3783	0.3646	0.3746	0.3513
4300	4500	4750	E	1E	0.3641	0.3804	0.3659	0.3904	0.3759	0.3978	0.3736	0.3874
				2E	0.3615	0.3659	0.3641	0.3804	0.3736	0.3874	0.3702	0.3722
				3E	0.3590	0.3521	0.3615	0.3659	0.3702	0.3722	0.3670	0.3578
				4E	0.3569	0.3407	0.3590	0.3521	0.3670	0.3578	0.3642	0.3450
				5E	0.3548	0.3736	0.3560	0.3832	0.3659	0.3904	0.3641	0.3804
				6E	0.3529	0.3597	0.3548	0.3736	0.3641	0.3804	0.3615	0.3659
				7E	0.3512	0.3465	0.3529	0.3597	0.3615	0.3659	0.3590	0.3521
				8E	0.3498	0.3355	0.3512	0.3465	0.3590	0.3521	0.3569	0.3407

CORAL C513

LUSTROUS[®]
GREEN TECHNOLOGY OF LIGHTING

Cool White



CORAL C513

LUSTROUS[®]

GREEN TECHNOLOGY OF LIGHTING

Table.10

Cool White Bin Table												
CCT (K)			BIN		Chromaticity Coordinate (CIE 1931-xy)							
Min	Typ.	Max	CODE		x1	y1	x2	y2	x3	y3	x4	y4
4750	4850	5000	F	1F	0.3479	0.3867	0.3457	0.3617	0.3544	0.3704	0.3576	0.3957
				2F	0.3457	0.3617	0.3440	0.3429	0.3515	0.3487	0.3544	0.3704
				3F	0.3440	0.3429	0.3429	0.3307	0.3500	0.3371	0.3515	0.3487
5000	5175	5350	G	1GA	0.3385	0.3779	0.3374	0.3534	0.3457	0.3617	0.3479	0.3867
				2GA	0.3374	0.3534	0.3365	0.3365	0.3440	0.3429	0.3457	0.3617
				3GA	0.3365	0.3365	0.3360	0.3244	0.3429	0.3307	0.3440	0.3429
5350	5525	5700	G	1GB	0.3290	0.3690	0.3290	0.3450	0.3374	0.3534	0.3385	0.3779
				2GB	0.3290	0.3450	0.3290	0.3300	0.3365	0.3365	0.3374	0.3534
				3GB	0.3290	0.3300	0.3290	0.3180	0.3360	0.3244	0.3365	0.3365
5700	6000	6350	H	1H	0.3290	0.3690	0.3290	0.3450	0.3160	0.3320	0.3140	0.3550
				2H	0.3290	0.3450	0.3290	0.3300	0.3170	0.3190	0.3160	0.3320
				3H	0.3170	0.3190	0.3290	0.3300	0.3290	0.3180	0.3180	0.3080
6350	6500	7000	I	1I	0.3140	0.3550	0.3160	0.3320	0.3060	0.3220	0.3010	0.3420
				2I	0.3160	0.3320	0.3170	0.3190	0.3080	0.3110	0.3060	0.3220
				3I	0.3080	0.3110	0.3170	0.3190	0.3180	0.3080	0.3100	0.3000
7000	7650	8300	J	1J	0.3010	0.3420	0.3060	0.3220	0.2920	0.3060	0.2870	0.3210
				2J	0.3060	0.3220	0.3080	0.3110	0.2950	0.2970	0.2920	0.3060
				3J	0.2950	0.2970	0.3080	0.3110	0.3100	0.3000	0.2980	0.2880
8300	9000	10000	K	1K	0.2920	0.3060	0.2950	0.2970	0.2830	0.2840	0.2790	0.2910
				2K	0.2830	0.2840	0.2950	0.2970	0.2980	0.2880	0.2870	0.2760

CORAL C513

LUSTROUS®

GREEN TECHNOLOGY OF LIGHTING

Print Code Guideline

C5 13 NW F Q C A
 1 2 3 4 5 6 7

XXXXXXXXXXXXXXXXXX

8

V0 -W -2GA XX XX XX
 9 10 11 12 13 14

Table.11

1 Type	2 Power	3 Color	4 Vf	5 Current	6 CRI
C5	13 : 13W	NW : Cool White MW : Neutral White CL : Warm White	F : 21 V	Q : 720 mA	B : 80~90 C : 70~80 D : 60~70

7 Customer Code	8 Internal Code	9 Bin Vf	10 Luminous Flux	11 Chromaticity
		V0 : Without Binned	See Bin Code Definition	See Bin Code Definition

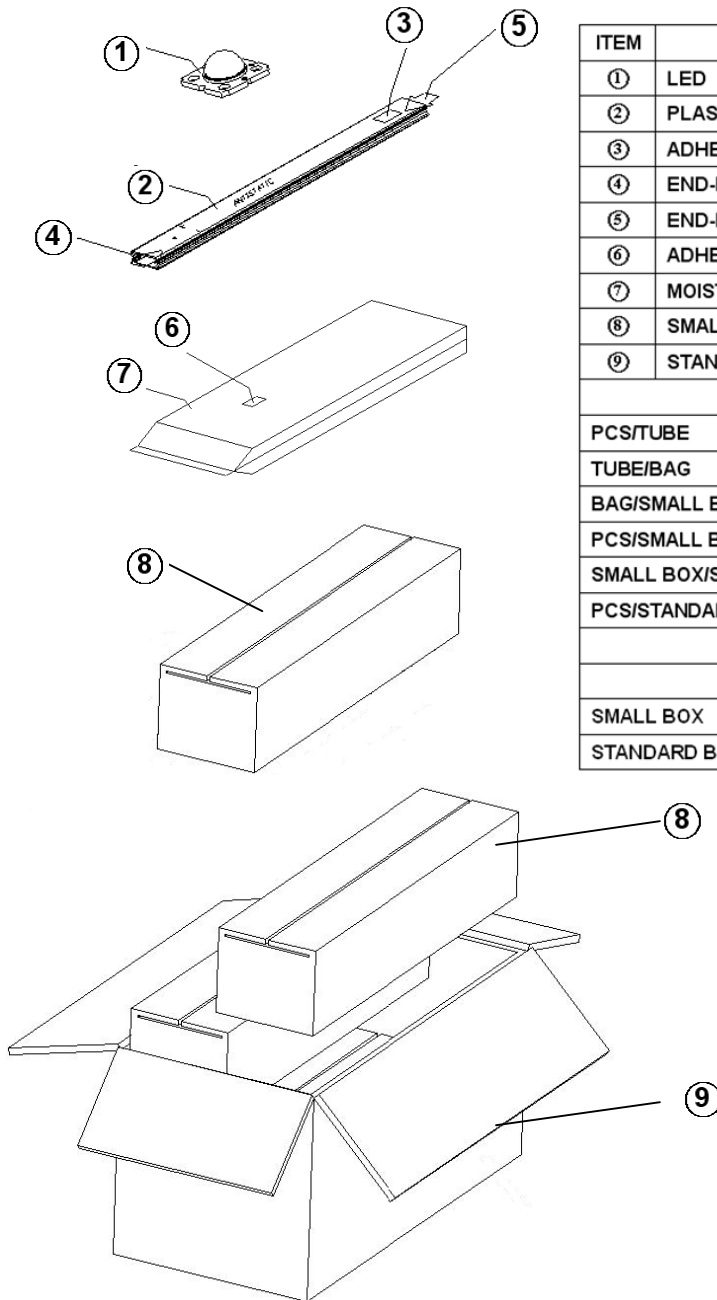
12 Year	13 Month	14 Week
11 : 2011	01 : January	01 : 01 st Week
12 : 2012	05 : May	20 : 20 th Week
13 : 2013	10 : October	45 : 45 th Week

CORAL C513

LUSTROUS[®]

GREEN TECHNOLOGY OF LIGHTING

Standard Packaging (Need to modify)



ITEM	DESCRIPTION	
①	LED	
②	PLASTIC TUBE	
③	ADHESIVE MAIN LABEL	
④	END-PLUG WHITE	
⑤	END-PLUG BLACK	
⑥	ADHESIVE MAIN LABEL	
⑦	MOISTURE BARRIER BAG	
⑧	SMALL BOX	
⑨	STANDARD BOX	
STACKING METHOD		
PCS/TUBE		20
TUBE/BAG		10
BAG/SMALL BOX		2
PCS/SMALL BOX		400
SMALL BOX/STANDARD BOX		4
PCS/STANDARD BOX		1600
SIZE AND WEIGHT		
	SIZE(mm ³)	WEIGHT(kg)
SMALL BOX	560×130×130	±0.5
STANDARD BOX	580×280×280	±0.5

CORAL C513

Precaution for Use

Over-current Proof

1. Do not reverse current the LEDs we suggest current limit resistors for extra protection.
2. The maximum overshoot current should be limited to 130% of normal drive current.
3. The ripple of driving current should not exceed +/-10% of normal driving current.
4. The typical driving current for C513XXFQXX series is 720mA.
5. When driving C513XXFQXX series, the clamp voltage must be set at 21V.

Storage

1. Do not open the Moisture Barrier Bag (MBB) before you are ready to install the LEDs.
2. Storage Condition (before opening the MBB) :
 - I Storage Temperature:-20~50°C.
 - I Relative Humidity: <60% RH.
 - I Please re-seal the MBB when storing longer than 3 weeks.
 - I The products should be used within half a year.
3. Storage Condition (after opening the MBB) :
 - I Storage Temperature:-20~50°C.
 - I Relative Humidity: <60% RH.
 - I The products should used or installed as soon as possible after opening the MBB.
Otherwise, the LED product must be baked at 80+/-5°C, 24 hours before installation.

Installation

Do not touch the lighting surface area during installation.

Company Information

Lustrous Technology, founded in 2004, endeavors to bring a new era of solid-state lighting. Our R&D development center and production facilities are based in Taiwan, a famous island for IT technology in the world. Our products are well designed in both performance and reliability. Lustrous is one of the leading high-power LED manufacturer and solution provider in the world.

**Lustrous Technology may make process and material changes affecting performance and characteristics of our products without further notice. These products supplied after changes will continue to meet published specifications, but may not be identical to products supplied as samples or under prior orders.

LUSTROUS[®]
Green Technology of Lightings

Website : www.lustrous.com.tw

Email : sales@lustrous.com.tw

Tel : +886-2-8647-2862

Fax : +886-2-8647-2863

All rights reserved. Product specifications are subject to change without further notice.

CORAL C513
